



SEVENOAKS TOWN COUNCIL 20MPH CONSULTATION

REPORT ON KENT COUNTY COUNCIL CONSULTATION QUESTIONS

PREPARED BY LAKE MARKET RESEARCH



CONTENTS

Background and methodology	3
Executive summary	5
Consultation response	6
Appendix – Consultation questionnaire	11

BACKGROUND AND METHODOLOGY

Background

The following five petitions presented to Kent County Council and Sevenoaks District Council over the last six years created the demand for a 20mph provision in Sevenoaks:

- To reduce speeds in Seal Hollow Road to create safe access to Knole Park.
- For a 20mph zone around Sevenoaks Primary School.
- For a 20mph zone around St John's Primary School.
- For a wide 20mph zone, to protect the remaining primary and secondary schools in the area bounded by Seal Hollow Road, Sevenoaks High Street, South Park, the railway line and the A25.
- For a 20mph zone to protect families walking from the Greatness and Hillingdon areas to Seal Primary School

Two of these have been implemented (for Sevenoaks and St John's Primary Schools) but the remaining schools and the surrounding residential areas remain at 30mph.

Sevenoaks Town Council is of the opinion that the introduction of additional areas of 20mph is essential to our current and future road safety, protection of the environment and the community's well-being. It is also complementary to other proposals, including those for new cycle routes in the future and the Aim M4 in the Sevenoaks Town Neighbourhood Plan which supports additional 20mph in residential areas and around schools.

Consultation process

Sevenoaks Joint Transportation Board wanted to see further public consultation before moving forward with the project. Sevenoaks Town Council conducted a town-wide public survey over the course of a six-week consultation period to gather the thoughts and feelings of Sevenoaks residents. The consultation was launched on 1st November and closed on 14th December. Feedback was captured via a consultation questionnaire; a copy of which can be found in the Appendix of this report.

Points to note

- Consultees were given the choice of which questions they wanted to answer / provide comments. The number of consultees providing an answer is shown on each chart / table featured in this report.
- Please note that for single choice questions the sum of individual percentages may not sum to 100% due to rounding.
- Participation in consultations is self-selecting and this needs to be considered when interpreting responses.
- All residents were provided with the information consultation document delivered to homes, and via other promotional material within the community. The information consultation document included a paper version of the survey and a freepost address.

- The report details the feedback from residents who live in Sevenoaks Town separately to residents living outside of Sevenoaks Town.
- Sevenoaks Town Council was responsible for the design in consultation with Kent County Council (who signed off the consultation document. Sevenoaks Town Council was responsible for the promotion, and collection of the consultation responses. Lake Market Research was appointed to conduct an independent analysis of feedback.

Response profile

2,279 valid consultation responses were received via the online survey. 263 valid consultation responses were submitted via the paper survey.

Just under two thirds of the consultees responding (62%) indicated that they live in Sevenoaks Town. 32% of the consultees responding indicated they live within the Sevenoaks District Council boundary but outside of Sevenoaks Town. 6% of those responding live outside of the Sevenoaks District Council boundary.

This report presents findings from all consultees who participated in the consultation as well consultees living in each geographic area.

	Number of consultees of total answering 2,542	% of total answering 2,542
Sevenoaks Town	1,587	62%
Sevenoaks District Council boundary (excluding Sevenoaks Town)	815	32%
Outside Sevenoaks District Council boundary	140	6%
- Bromley	21	1%
- Tonbridge and Malling	84	3%
- Other local authority areas	35	1%

EXECUTIVE SUMMARY

QUESTION ONE – 20MPH LIMITS IN RESIDENTIAL ROADS AND ROADS IN CLOSE PROXIMITY TO SCHOOLS

Two thirds (66%) of all consultees indicated they support 20mph limits on these road types and 34% indicated they did not support 20mph limits on these road types.

When filtering results amongst consultees who live in Sevenoaks Town only, the proportion who support 20mph limits in residential roads and roads in close proximity to schools increases to 74%.

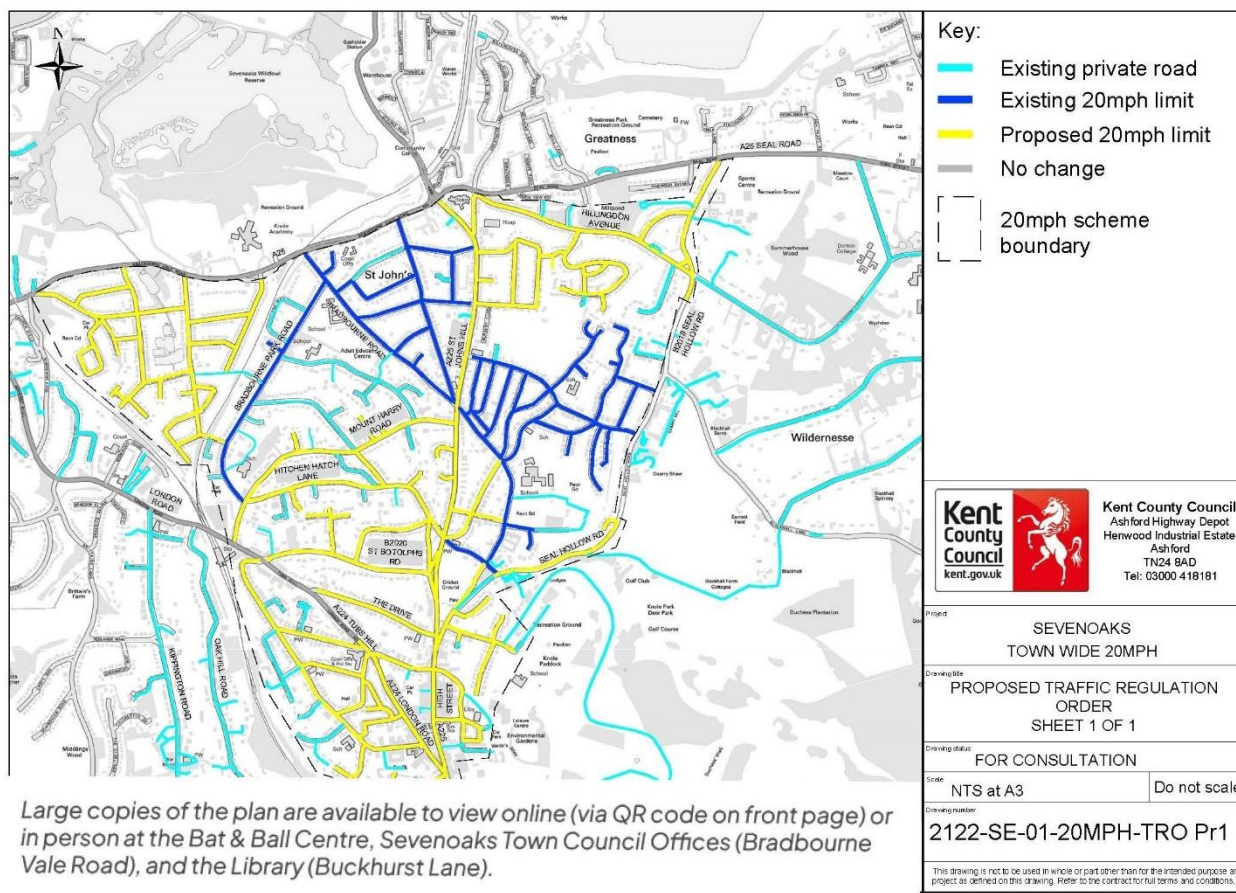
QUESTION TWO – 20MPH LIMIT FOR MOST OF CENTRAL SEVENOAKS, INCLUDING SCHOOLS

Consultees were also asked to indicate whether they support 20mph limits for most of central Sevenoaks with the assistance of the map shown below:

Revised Project Plan.

[Source: Sevenoaks Joint Transportation Board meeting: 15/03/23]

Sevenoaks Town Council is consulting on the outlined revised project plan provided by Kent County Council below. It is a **Signage-Only Scheme** which will not include physical traffic calming measures.



Just over half (53%) of all consultees indicated they support 20mph limits for most of central Sevenoaks and 47% indicated they did not support 20mph limits for most of central Sevenoaks.

When filtering results amongst consultees who live in Sevenoaks Town only, the proportion who support a 20mph limit for most of central Sevenoaks, including schools increases to 61%.

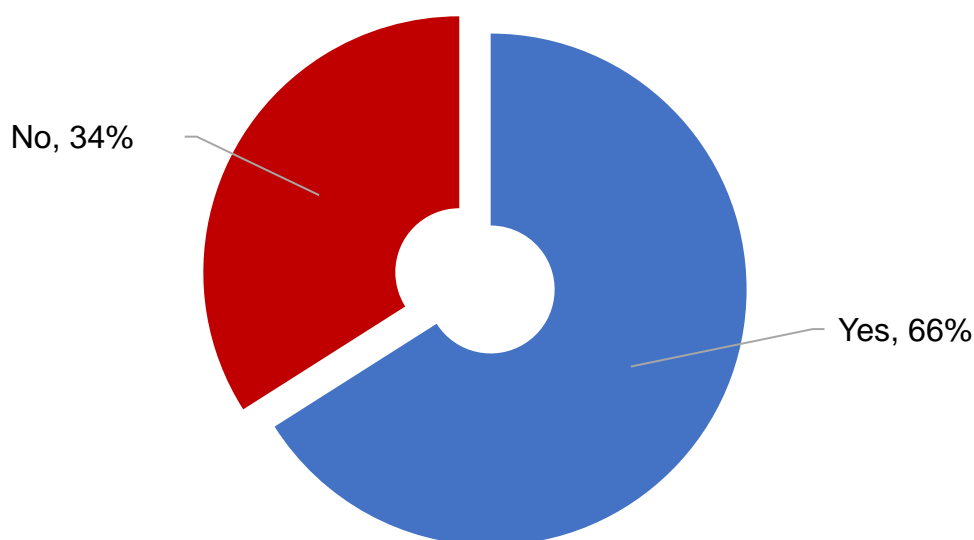
CONSULTATION RESPONSE

QUESTION ONE – 20MPH LIMITS IN RESIDENTIAL ROADS AND ROADS IN CLOSE PROXIMITY TO SCHOOLS

- Consultees were first asked to indicate whether they support 20mph limits in residential roads and roads in close proximity to schools.
- Two thirds (66%) indicated they support 20mph limits on these road types and 34% indicated they did not support 20mph limits on these road types.

Do you support 20mph limits in residential roads and roads in close proximity to schools?

Base: all providing a response (2,524), the sum of individual percentages may not sum to 100% due to rounding



SUPPORTING DATA TABLE	Number of consultees of total answering 2,524	% of total answering 2,524
Yes	1,668	66%
No	856	34%


- When filtering results amongst consultees who live in Sevenoaks Town only, the proportion who support 20mph limits in residential roads and roads in close proximity to schools increases to 74%.
- When filtering results amongst consultees who live in the Sevenoaks District Council but outside of Sevenoaks Town, the proportion who support 20mph limits in residential roads and roads in close proximity to schools decreases to 52%.

% INDICATING YES	Number of consultees of total answering 2,524	% of total answering 2,524
Consultees living in Sevenoaks Town only	1,166	74%
Consultees living in Sevenoaks District Council boundary but excluding Sevenoaks Town	418	52%
Consultees living outside Sevenoaks District Council boundary	84	64%

QUESTION TWO – 20MPH LIMIT FOR MOST OF CENTRAL SEVENOAKS, INCLUDING SCHOOLS

- Consultees were then asked to indicate whether they support 20mph limits for most of central Sevenoaks, including schools.
- Just over half (53%) indicated they support 20mph limits for most of central Sevenoaks and 47% indicated they did not support 20mph limits for most of central Sevenoaks.

Do you support the proposal for a 20mph limit for most of central Sevenoaks, including schools? Base: all providing a response (2,525), the sum of individual percentages may not sum to 100% due to rounding



SUPPORTING DATA TABLE	Number of consultees of total answering 2,525	% of total answering 2,525
Yes	1,335	53%
No	1,190	47%

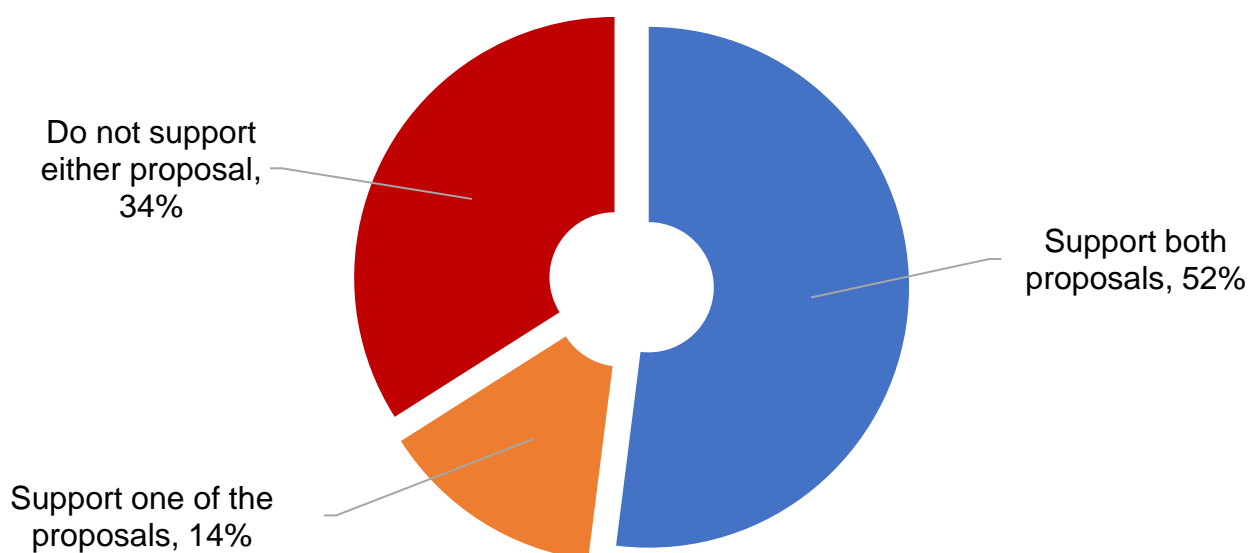
- When filtering results amongst consultees who live in Sevenoaks Town only, the proportion who support a 20mph limit for most of central Sevenoaks, including schools increases to 61%.
- When filtering results amongst consultees who live in the Sevenoaks district but outside of Sevenoaks Town, the proportion who support a 20mph limit for most of central Sevenoaks, including schools decreases to 38%.

% INDICATING YES	Number of consultees of total answering 2,525	% of total answering 2,525
Consultees living in Sevenoaks Town only	965	61%
Consultees living in Sevenoaks District Council boundary but excluding Sevenoaks Town	303	38%
Consultees living outside Sevenoaks District Council boundary	67	48%

QUESTIONS ONE AND TWO – OVERALL SUPPORT FOR BOTH TYPES OF 20MPH LIMITS

- The chart below depicts the proportion of consultees who support both types of 20mph limits (residential / schools and most of central Sevenoaks), the proportion who support one of the two proposal types and the proportion who do not support either proposal type.
- Overall, just over half (52%) indicated they support both 20mph limits in residential roads / roads in close proximity to schools as well as 20mph limits for most of central Sevenoaks. 14% support one of the proposals and 34% do not support either proposal.

Do you support 20mph limits in residential roads and roads in close proximity to schools / a 20mph limit for most of central Sevenoaks, including schools? Base: all providing a response (2,530), the sum of individual percentages may not sum to 100% due to rounding



SUPPORTING DATA TABLE	Number of consultees of total answering 2,530	% of total answering 2,530
Support both proposals	1,321	52%
Support one of the proposals	361	14%
Do not support either proposal	848	34%

- When filtering results amongst consultees who live in Sevenoaks Town only, the proportion who support both proposals increases to 60%.
- When filtering results amongst consultees who live in the Sevenoaks district but outside of Sevenoaks Town, the proportion who support both proposals decreases to 37%.

% SUPPORT BOTH PROPOSALS	Number of consultees of total answering 2,530	% of total answering 2,530
Consultees living in Sevenoaks Town only	953	60%
Consultees living in Sevenoaks District Council boundary but excluding Sevenoaks Town	301	37%
Consultees living outside Sevenoaks District Council boundary	67	48%

QUESTION THREE – ROADS CONSULTEES WOULD LIKE LEFT OUT OF PROPOSALS

Consultees were given the opportunity to indicate any roads they would like to see left out of the proposals in their own words. For the purpose of reporting, we have reviewed respondents' comments and have grouped common responses together into themes. These are reported in the table below. 43% provided a comment at this question.

Just under a third (30%) of those providing a comment indicated they wouldn't like any roads left out of the proposal. From the opposite perspective, 24% commented they would like all roads left out of proposals, 8% commented that no roads should be 20mph and 8% commented that all roads apart from those near schools and hospital should be left out.

Of the individual roads referenced, the most common are all or part of the following:

- St John's Hill – 10% of those commenting
- Dartford Road – 8% of those commenting
- London Road – 7% of those commenting
- St Botolph's Road – 5% of those commenting
- Seal Hollow Road – 4% of those commenting
- Main roads / major roads – 4% of those commenting
- Mount Harry Road – 4% of those commenting

Are there any roads in the proposal you would like to see left out? Base: all answering (1,100), percentage mentions of 1% and above included below

	Number of consultees of total answering 1,100	% of total answering 1,100
No / none of them	333	30%
All of them / all roads	262	24%
St John's Hill	110	10%
Object (reject proposal) / no roads should be 20mph / already heavy traffic / slow enough / causes congestion	90	8%
All roads apart from near schools / hospitals should be excluded	89	8%
Dartford Road	84	8%
London Road	73	7%
St Botolph's Rd	56	5%
Seal Hollow Road	49	4%
Main roads / Major routes (All A & B roads)	45	4%
Mount Harry Road	43	4%

	Number of consultees of total answering 1,100	% of total answering 1,100
High street / town centre	31	3%
A225	28	3%
Only operate 20mph during certain hours, i.e. near schools at certain times	27	2%
Tonbridge Road	24	2%
The Drive	22	2%
Hitchen Hatch Lane	21	2%
A25	14	1%
Oak lane	12	1%
A224	11	1%
Bradbourne Vale Road	10	1%
Brittains Lane	10	1%
Vine Court Road	9	1%
20mph limits need to be enforced / lack of enforcement / people will not take notice	9	1%
South Park	8	1%
Most of them should be excluded	8	1%
Granville road	8	1%
Waste of tax-payers money / money could be better spent	7	1%
Tubs Hill	6	1%

When filtering results amongst consultees who live in Sevenoaks Town only, the proportion indicating they wouldn't like any roads left out of the proposal increases to 37%. In addition, the proportion commenting they would like all roads left out of proposals decreases to 17%. The most common roads selected are broadly consistent with those observed at a total level.

Consultees living in Sevenoaks Town only

Are there any roads in the proposal you would like to see left out? Base: all answering (655), percentage mentions of 1% and above included below

	Number of consultees of total answering 665	% of total answering 665
No / none of them	244	37%
All of them / all roads	109	17%
Object (reject proposal) / no roads should be 20mph / already heavy traffic / slow enough / causes congestion	40	11%
St John's Hill	72	9%
All roads apart from near schools should be excluded / Only roads near schools / hospitals should be included	50	9%
Dartford Road	58	7%
London Road	43	7%
St Botolph's Rd	37	5%
Mount Harry Road	33	5%
Seal Hollow Road	30	4%
Main roads / Major routes (All A & B roads)	27	4%
High street / town centre	13	2%
A225	18	3%
Only operate 20mph during certain hours, i.e. near schools at certain times	20	3%
Tonbridge Road	19	3%
The Drive	13	2%
Hitchen Hatch Lane	16	2%
A25	7	1%
Oak lane	9	1%
A224	7	1%
Bradbourne Vale Road	8	1%
Brittains Lane	8	1%
Vine Court Road	4	1%
20mph limits need to be enforced / lack of enforcement / people will not take notice	7	1%

	Number of consultees of total answering 665	% of total answering 665
South Park	5	1%
Most of them should be excluded	6	1%
Granville road	6	1%
Waste of tax-payers money / money could be better spent	5	1%
Tubs Hill	3	1%

Sevenoaks Town 20mph Public Consultation 2023.

Please tick **YES** or **NO** to indicate your response:

1

Do you support 20mph limits in residential roads and roads in close proximity to schools?

YES

NO

☐☐

2

Do you support the proposal for a 20mph limit for most of central Sevenoaks including schools? (See map, page 2)

☐☐

3

Are there any roads in the proposal you would like to see left out?

Please indicate :

4

We would like to understand future demand and therefore are asking which additional areas you feel should have 20mph speed limits, this does not form part of the current proposal.

CRAMPTONS ROAD

☐☐

GREATNESS / MILL LANE

☐☐

LONDON ROAD

☐☐

SEAL HOLLOW ROAD

☐☐

BRITAINS LANE

☐☐

OAK LANE

☐☐

TONBRIDGE ROAD (by Sevenoaks School)

☐☐

Are there any roads not named in the list above you would want included in the proposal?

Please indicate :

The 20mph limits may be open to extension in the future, bringing opportunity to include additional roads following the consultation

Responses can be returned via this form to **Freepost: RTHK-RSKY-SSXS, Sevenoaks Town Council, Council Offices, Bradbourne Vale Road, Sevenoaks TN13 3QG** by 14th December 2023 or electronically using the QR code below or via our website **www.sevenoakstown.gov.uk**

*Name:

Address:

*Postcode:

Email:
(FOR FUTURE UPDATES)

I am **under** 18 years old ☐ I am **over** 18 years old ☐

Fields marked with (*) must be provided to make the response eligible.

Anonymous responses will not be considered. Personal details are required purely for identification purposes.



form.jotform.com
/232892510110344

